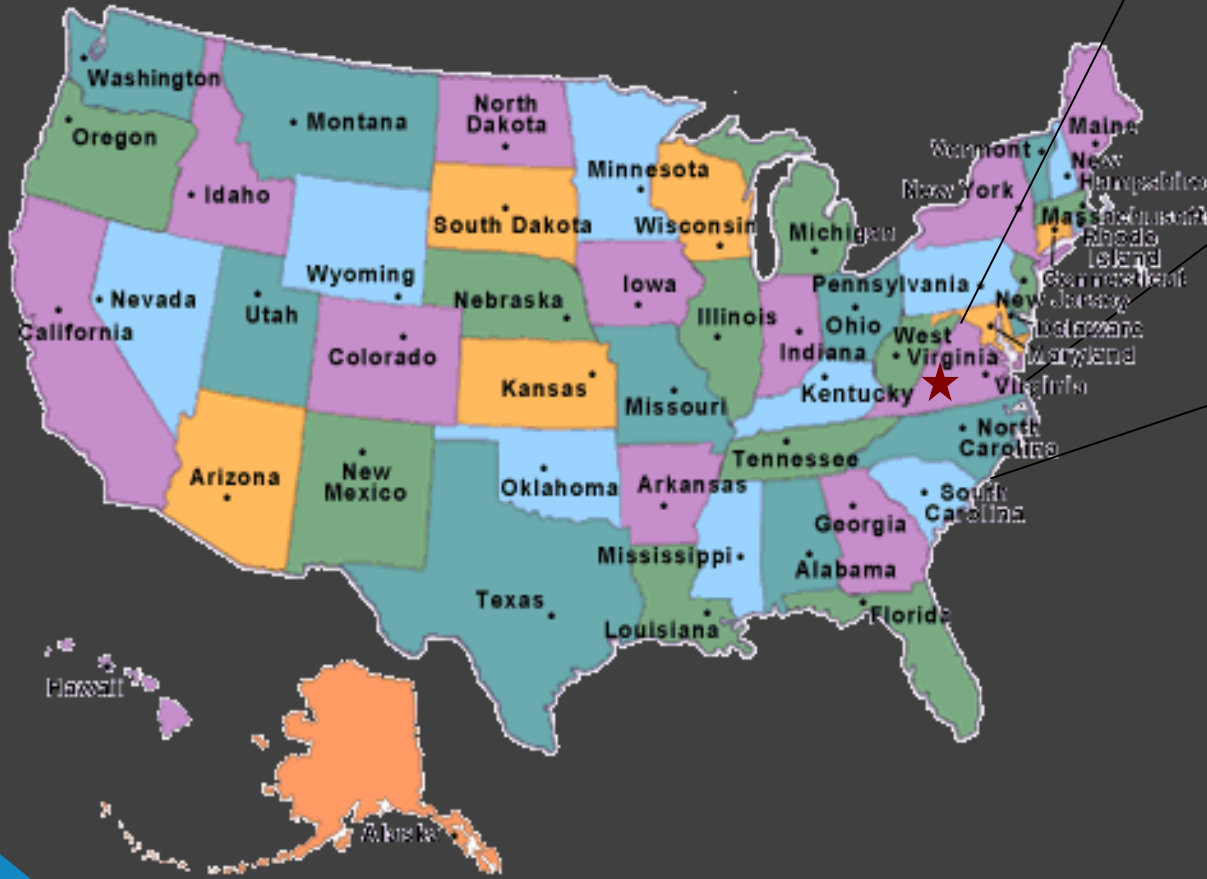


The background image shows a large, multi-story brick building with a prominent covered walkway in the foreground. The walkway has a glass roof and is supported by concrete pillars. In the foreground, there are vibrant pink flowers. The overall scene is slightly dimmed, suggesting an overcast day or a dark filter.

**Salem VAMC
Ocular Disease / Primary Care
Optometry Resident Program**

Where is Salem, Virginia?





Part of the
Roanoke
Metropolitan
Area


The
Star
City

R
O
A
N
O
K
E

V
A



Hotel Roanoke



Mill
Mountain
Star

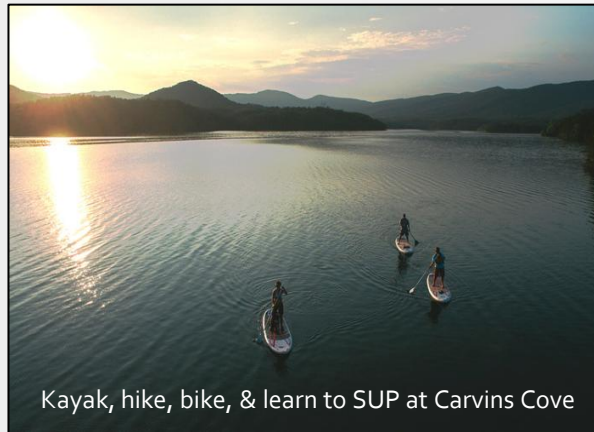


Elmwood Park
Amphitheater Downtown



Roanoke River
Greenway

**A
T
T
R
A
C
T
I
O
N
S**
AREA



Kayak, hike, bike, & learn to SUP at Carvins Cove




Local Breweries & Restaurants



Peaks of Otter Hikes & Winery



Salem Red Sox Baseball



Natural Bridge



Hike the Triple Crown & more



Nearby for Day Trips:

- Smith Mountain Lake
- Claytor Lake
- Natural Bridge
- Luray and Dixie Caverns
- Shenandoah and Jefferson National Forests
- Skyline Drive and Blue Ridge Parkway
- Appalachian Trail

Nearby for Weekend Getaways:

- Washington, DC – 4 hours
- Charlotte, NC – 3 hours
- Williamsburg, Busch Gardens, and Virginia Beach – within 5 hours
- Charlottesville, VA – UVA - 1.5 hours
- Richmond, VA – 2 hours

Local Festivals and Attractions:

- Strawberry Festival
- Greek Festival
- Local Colors
- Local Restaurants, Wineries, and Breweries
- First Friday live music events

About the Salem VA

- Provides a broad range of inpatient and outpatient health care services to veterans in western and central Virginia
- Tertiary referral center for short & long-term psychiatric care
- Inpatient and outpatient alcohol, substance abuse, and PTSD programs



SPECIALTIES

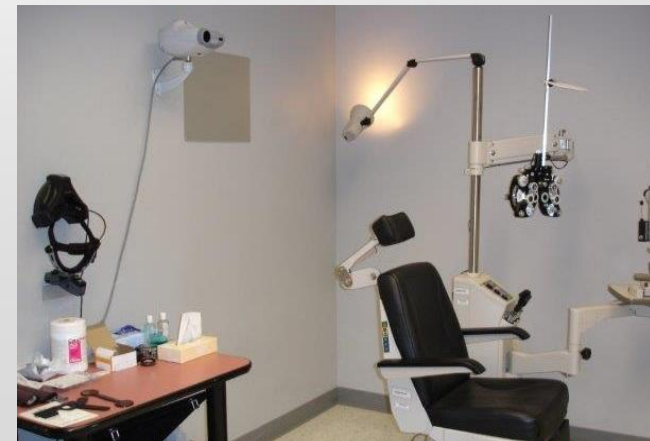
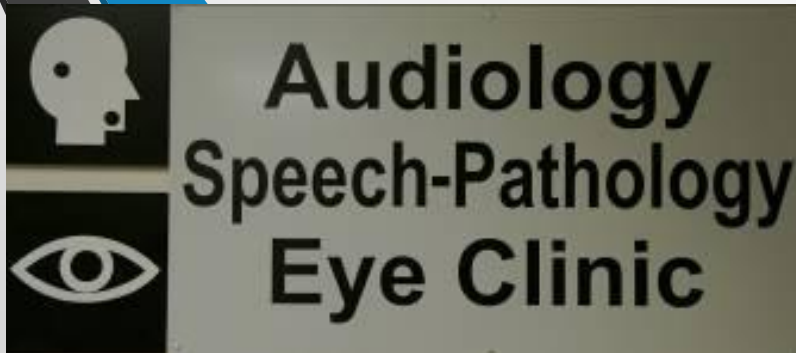
Academic affiliations also exist with:

- University of Virginia School of Medicine
- Edward Via Virginia College of Osteopathic Medicine
- VA Tech Carillion School of Medicine and Research Institute

Teaching arrangements with numerous allied health professions

Cardiac Cath and Rehab
Cardiology
Neurology
Oncology
Hematology
Geriatrics
PTSD
Women's Health
Rheumatology
Dermatology
Endocrinology
Gastroenterology
Urology
Spinal Cord Injuries
Dentistry
Podiatry
Extended Care
Palliative care and hospice
Mental Health

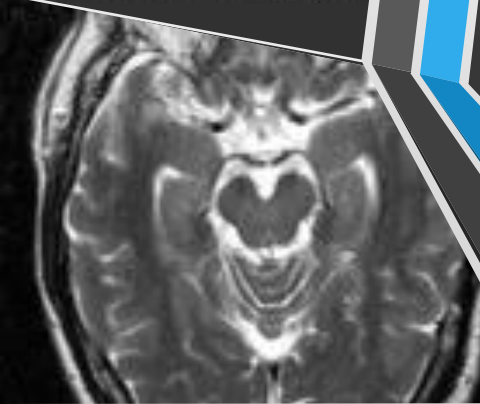
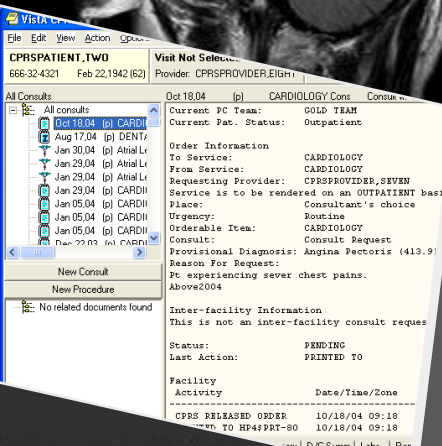
- **11** Optometry Exam Lanes
- **2** Ancillary Testing Rooms
- Consultation Room
- Shared waiting room with ophthalmology and audiology
- Optical



The background image shows an ophthalmology examination room. It is dimly lit, with a desk in the foreground containing several pieces of medical equipment. On the left, there is a large white machine, possibly a fundus camera or OCT. In the center, there is a computer workstation with a monitor displaying a fundus image. To the right, there is another piece of equipment, possibly a slit lamp or tonometer. The room has a professional and clinical atmosphere.

Ancillary Equipment

- Zeiss Cirrus OCT 5000 (2)
- Humphrey Visual Field Analyzer
- Zeiss Clarus Fundus Camera
- Nikon Autorefractor and Topographer
- Topcon Maestro OCT
- Marco Tonoref II ARK
- Ellex Cubed Ophthalmic Ultrasound
- Atlas Topographer
- Zeiss IOL Master
- iCare Tonometer
- SLT, YAG, Micropulse, Excimer, and Argon Lasers
- Handhelds:
 - Welch Allyn Fundus Camera
 - Keeler Slit Lamp
 - Reichert Autorefractor



- Computerized Patient Record System (CPRS) with direct access to all medical notes, lab reports and radiology images
- Hospital-based primary-care optometry
- Emphasis on management of ocular disease for a primarily geriatric population in a multidisciplinary environment
- Large population of patients with diabetes, HTN, glaucoma, macular degeneration
- Most patients with an average of 6-10 medical problems

Didactic Program— Attendings

Lecture series featuring internal medicine topics—taught by attendings

- Infectious Disease
- Cardiology
- Rheumatology
- Radiology
- Hematology
- Neurology
- Endocrinology
- Physical Medicine
- Injections and Suturing Workshop
- Acquired Brain Injury
- Systemic Urgencies and Emergencies
- Dermatology
- Ophthalmic Lasers



Didactic Program – Residents

Lecture series featuring ocular topics—taught by residents

- Ocular Trauma
- Retina
 - Inherited
 - Vascular
- Diabetes and the Eye
- Cornea
- Neuro-ophthalmic Disease
- Ocular Infections
- Contact Lens
- Perioperative Care
- Pediatrics

CLINICAL ROTATIONS

Ophthalmology Rotations*

- Retina
- Glaucoma
- Oculoplastics
- Cornea
- Pediatrics
- Cataract Surgery/General Ophthalmology

Medicine Rotations**

- Endocrinology
- Rheumatology
- Neurology
- Dermatology
- Internal Medicine
- Infectious Disease

*External ophthalmology rotations available pending approval by the Office of Academic Affiliations

**Dependent on the availability of the specialty service

EXAMPLE DIDACTIC SCHEDULE

Month	Week	Presentation/Lecture	Res1 – Dr.	Res2 – Dr.	Scholastic Lecture Details
July	#1	July 1,6 - Orientation 6 - Scleral Indentation			Res: Basic principles through optic nerve assessment Res2: Gonioscopy through Glc studies
	#2	8- Fluorescein Angiography and Injections Workshops			
	#3	15 – Sim Center IV/Injections			
	#4	22 – Concepts in Evidence Based Medicine			
	#5	29 - Glaucoma/Journal Club			
Aug	#1	5 - Radiology			
	#2	12			
	#3	17	17, 18, 19 – Radiology Rotation	17, 18, 19 – Radiology Rotation	
	#4		24, 25, 27-Vistar Gen Oph 26- VAMC CE in am	24, 25, 27 – Vistar Glaucoma 26- VAMC CE in am	
	#5				
Sept	#1		31, 1, 2 – Vistar Glaucoma	31, 1, 2 – Vistar Gen Oph	Res : Anterior Segment Trauma and Open Globes
	#2	9 – Ocular Trauma/ Journal Club			
	#3	16- Physical Exam Workshop			Res2 : Posterior Segment and Periorbital Trauma
	#4		23-sim center=cardiac & lung sounds	23-sim center=cardiac & lung sounds	
	#5	30--Emergencies and Urgencies	30– emergencies – simulation center	30– emergencies – simulation center	
Oct	#1	7 - Endocrinology			Res: Dx of DM through Diabetic Papillopathy Res2: Clinical trials in DM
	#2	14- Dermatology, Diabetes and the Eye	12,13 – endocrinology rotation	12,13 – endocrinology rotation	
	#3	21-Infectious disease	19,20 - dermatology rotation	19,20 - dermatology rotation	
	#4		26,27,28- Infectious Disease rotation	26,27,28 – Infectious Disease rotation	
Nov	#1	ACADEMY			Res : Keratitis through Hordeola Res2: Cellulitis through Toxoplasmosis
	#2	Veteran’s Day			
	#3	18- Ocular Infections / Journal Club			
	#4	Thanksgiving			
Dec	#1	2 - Hematology	30, 1, 3 – Vistar Cornea		Res : ARMD Res2: Inherited retinal ds
	#2	9- ARMD and Inherited retinal disease	7,8 - Hematology Rotation	7,8- Hematology Rotation	
	#3			14, 15, 16 – Vistar Cornea	

EXAMPLE DIDACTIC SCHEDULE


Month	Week	Presentation/Lecture	Res1 - Dr.	Res2 - Dr.	Scholastic Lecture Details
Jan	#1	6- Neurology			Res : monocular diplopia through CNIII palsy Res2: Brainstem syndromes through Nystagmus
	#2		11,12,13 - Neurology Rotation	11,12,13 - Neurology Rotation	
	#3	20- Neuro Eye Ds			
	#4		25,26,27 – Vistar Plastics	25,26,27 – Vistar Retina	
	#5				
Feb	#1		1,2,3 – Vistar Retina	1,2,3 – Vistar Plastics	Res : Autoimmune through arteritis Res2: The 'itises through orbital inflammatory pseudotumor Res.: Peripheral retinal ds Res2 : Retinal Vascular Disease
	#2	10- Rheumatology			
	#3	17- Ocular Inflammation	15,16 – Rheumatology Rotation 17 - QA	15,16 – Rheumatology Rotation 17 - QA	
	#4	24 - Peripheral Retinal disease and Ret Vascular ds / Journal Club			
Mar	#1	3- resident paper review			Res: Review of corneal infections Degenerations Res2: Dystrophies, Metabolic keratopathies
	#2		SECO	SECO	
	#3	17 - Cardiology			
	#4	24- Cornea Resident paper review	22,23 – Cardiology Rotation	22,23 – Cardiology Rotation	
	#5	31- Resident paper review			
Apr	#1		5-8 backup clinical rotations	5-8 backup clinical rotations	
	#2		Internal Medicine Rotation (2wk – April 12-22)	Internal Medicine Rotation (2wk – April 12-22)	
	#3		Internal Medicine Rotation (2wk – April 12-22)	Internal Medicine Rotation (2wk – April 12-22)	
	#4	28 – Resident Paper Review			
May	#1	5- Pediatrics/journal club			Res: Peds -Age expected norms, development, & recommendations -Binocular Vision Perioperative care: Pre-op Res2: Peds -Pathology Perioperative Care: Post-Op
	#2	13- TBI Lecture			
	#3		May 17-20 – Primary Care Rotation	May 17-20 – Primary Care Rotation	
	#4		May 24-26 – Vistar Peds	May 24-26 – Vistar Peds	
	#5				
Jun	#1		2,3 Residents Day	2,3 Residents day	Res: Pre-Op Res2: Post-Op Res: CL-first ½ of presentation Res2: CL -second ½ of presentation
	#2	9 - QA			
	#3	16- Perioperative Care			
	#4	23- Contact Lens/ journal club			

Assignments for updating presentations:

•Res1: ARMD/inherited ret ds (Dec), Contact lens (June)

•Res2: Glaucoma (Jul), Neuro (Jan)

- Optometrists (5 full-time)
- Ophthalmologists
 - 1 full-time corneal specialist
 - 1 full-time glaucoma specialist expected to start Fall 2024
 - 1 part-time ophthalmologist
- 9 Eye Clinic Technicians
- 2-3 Opticians in optical department
- 3 full time front office staff



Clinic
Staff

Meet the Staff:

Daniel Eckermann, OD, FAAO

Chief, Optometry Section

Dr. Eckermann is Chief of the Optometry Section. He received his OD degree from Ohio State University in 1984 and completed a VA residency in Chillicothe & Columbus, Ohio in 1985. He came to the Salem VA Medical Center immediately after his residency. He helped establish an affiliation with Southern College of Optometry for the creation of a student externship rotation as well as the residency program, and he is part-time clinical faculty for the Edward Via College of Osteopathic Medicine at Virginia Tech. He serves as an attending in the supervision and didactic instruction of students and residents.



Meet the Staff: **Scott DePoe, OD**

Dr. DePoe joined the staff of the Salem VAMC in 2013. He received his OD degree from Southern College of Optometry in 2012 and completed a residency in hospital-based primary care optometry at the Memphis VA Medical Center. Dr. DePoe is active within the VHA Optometry Field Advisory Committee. He is the Student Externship Program Supervisor at the Salem VAMC. He also serves as an attending in the supervision and didactic instruction of optometry residents.




Meet the Staff: **Alicia Brown, OD**



Dr. Brown (formerly Greene) graduated from the New England College of Optometry in 2011 and completed a residency in primary care optometry at the Salem VA Medical Center in 2012. Dr. Brown became a member of the Salem VA staff in 2015 after gaining 2 years of experience at a private practice in Lynchburg, VA. She is the Residency Program Director at the Salem VAMC and is also involved in the education and supervision of optometry externs.

Meet the Staff: **Curtis Burnley, Jr, OD**

Dr. Curtis Burnley graduated from Southern College of Optometry in 2020. During his time there, he served as a committee member in the SCO chapter of the National Optometric Student Association. Afterwards, he completed a primary care/ocular disease residency at the Fayetteville VAMC in Arkansas. He began working at the Salem VAMC in August 2021. In his free time, he likes to read, write, draw, and cook.



Meet the Staff: **Alexis Smith, OD**

Dr. Smith joined the Salem VAMC team in 2022. She received her OD degree from the Southern College of Optometry in 2021. She completed a residency in ocular disease and low vision rehabilitation at the Kansas City VA Medical Center. She is on the editing board for the new Journal of Medical Optometry. Dr. Smith also serves as an attending in the supervision and didactic instruction of both optometry students and residents.



MORE INFO

Six Optometry Student Externship Positions Available

- Affiliations with PCO, SCO, UAB, and KYCO

Two Optometry Residents Positions Available

One Ophthalmology Resident

- 3rd-year surgical residents rotate through the clinic every 4 months
- Part of University of Virginia ophthalmology residency program

Edward Via College of Osteopathic Medicine and VA Tech Carillion School of Medicine Student Rotations



Improve advanced clinical skills, such as:

Scleral indentation
B-Scan
Gonioscopy
Interpreting visual fields and OCTs



Improve exam efficiency, learn how to refine your history taking skills, and develop a sound differential diagnosis



Gain exposure to advanced ocular disease patients including AMD, glaucoma, DM, and neuro-ophthalmic cases

Our
Goals
For You

Anything Else I Need to Know?

- Medical Library
 - Access to journals & texts
 - After-hours access
 - Medline searches
- Internet access
- Free access VAMC Fitness Center
- Access to Federal Employee Health Insurance Plans

Would you like more information?



Alicia Brown, OD
Residency Supervisor

alicia.brown1@va.gov

Salem VA Medical Center
Optometry Section (112E1)
1970 Roanoke Boulevard
Salem, VA 24153

540-982-2463 ext. 2829

Please note: Health Professions Trainees (HPTs) are appointed as temporary employees of the Department of Veterans Affairs. As such, HPTs are subject to laws, policies, and guidelines posted for VA staff members. There are infrequent times in which this guidance can change during a training year which may create new requirements or responsibilities for HPTs. If employment requirements change during the course of a training year, HPTs will be notified of the change and impact as soon as possible and options provided. The VA Training Director for your profession will provide you with the information you need to understand the requirement and reasons for the requirement in timely manner.