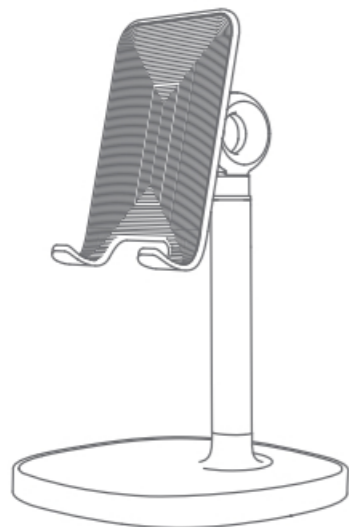


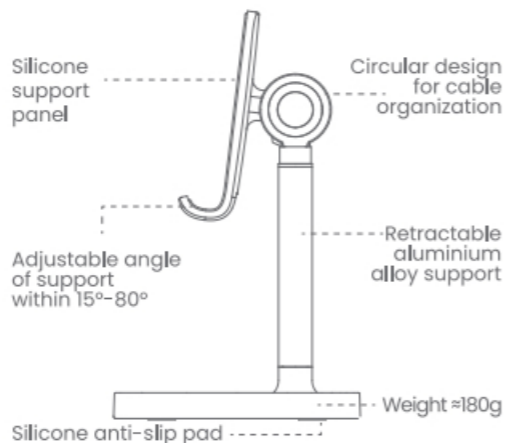
Lisen



MECHANICAL DESKTOP
CELLPHONE STAND S1

Thanks for choosing LISEN. For ensuring our product can bring you a fantastic using experience. Please read both manuals of our product and your own electronic equipments.

Product Structure

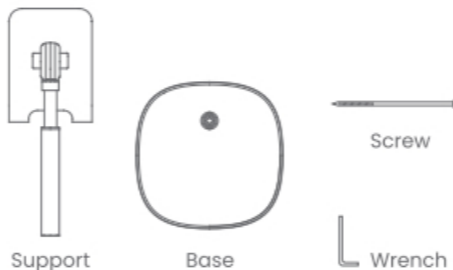


Specifications

Name: Mechanical Desktop Cellphone Stand S1
Model: LE752 Base weight: ≈180g
Length: 92mm Load bearing: 2kg
Support retractable height range: 36.6mm (Maximum)
Compatible angle 15°-80°

Installation Instruction

Get the main parts and components prepared



1. Insert bottom of the support rod into the support base.
2. Put the screw through the hole on the base.
3. Use short side of hex wrench, clockwise turn the screw to install. Disassemble only need to turn the screw counterclockwise.

Attention

1. Please read the instruction carefully before using the product, and keep the manual properly.
2. Do not take apart or refit the product by yourself.
3. Do not put the product near the hot resource.
4. Do not put the product in humid area.
5. Do not let water or other liquid into the product to damage the product.

✉ support@lisen.us

🐦 @LISEN_US

📷 @LISEN_US

📘 @LISEN.US