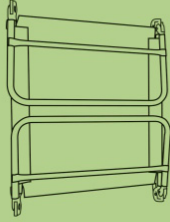


INSTRUCTIONS: **IMPORTANT! PLEASE READ BEFORE OPENING**

Improper use may result in injury or damage to chaise

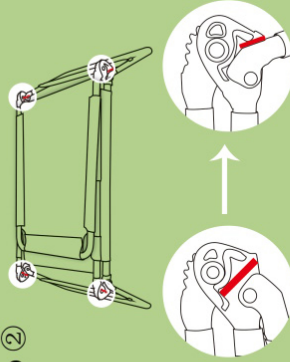
Opening Instructions

Step ①



Remove chaise from packaging and hold on its side.

Step ②




Open chaise **LEGS FIRST** and **FULLY** to the **RED LINE** on side of hinge.

Step ③



Open top half of chaise side one.

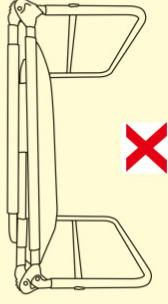
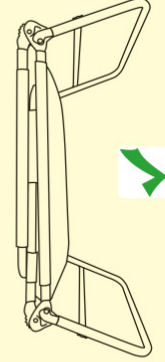
Step ④



Open top half of chaise side two.

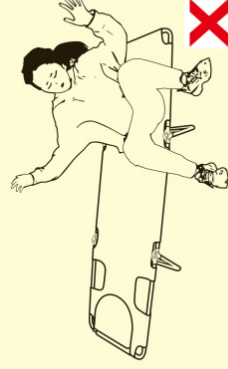
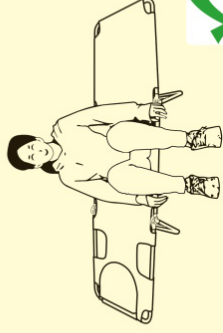
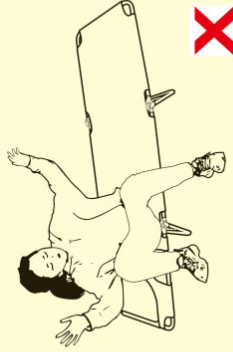


Must open chaise legs first and **FULLY** before opening top and bottom of chaise. Not opening in this order may cause legs to not open all of the way, which may result in chaise collapsing and injury occurring.



Always sit in the **MIDDLE SECTION** of the chaise.

Sitting towards the top or bottom may result in tipping, injury, or damage to the chaise.



Other warnings

- Open fully until ratchets click into place.
- Do not stand on chaise.
- Chaise is designed for one person only.
- Keep fingers away from hinges.



OSTRICH

Manufactured and Distributed by
Deltess Corp.
www.ostrichchair.com
MADE IN CHINA