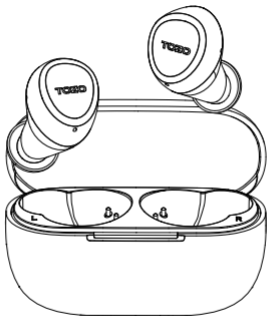


TOZO[®]
www.tozostore.com



A1 TRUE WIRELESS
STEREO

User Manual

1.0 Product Description



Indicator Lights of the Charging Case

2.0 Operation of Earbuds

2.1 How to Pair

1. Take out the 2 earbuds from the charging case, they will power on and connect automatically within 10 seconds.
2. One of the earbuds flashes red and blue alternately. (Pairing Mode)
3. Search for pairing name [TOZO-A1].



2.2 Power On/Off

Power On:

1. Take out the 2 earbuds from the charging case, which will power on automatically.
2. Press & hold both earbuds' MFB Touch Panel for over 3 seconds.

Power Off:

1. Place the earbuds back into the case, which will power off automatically.
2. When earbuds are not playing music, press & hold the MFB Touch Panel for 5 seconds to turn it off.
3. The earbuds will power off automatically after disconnecting for over 5 minutes.

2.3 Reset

1. Turn off Bluetooth and remove/forget [TOZO-A1] records on your device.
2. Take out both earbuds from the case, and quickly tap them 5 times. The reset is completed when the red lights flash for a second.
3. Put the earbuds back into the case first and take them out to reconnect.

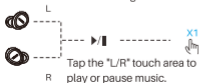


Remove TOZO-A1 records

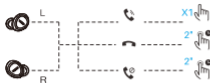
X5

3.0 Music Control

X1: Tap once X2: Tap twice X3: Tap three times Hold: Tap and hold for 2 seconds



4.0 Call Control



Tap the "L/R" to answer the call.

Tap and hold the "L/R" for 2s to hang up the call.

Tap and hold the "L/R" for 2s to reject the call.

5.0 Voice Assistant



When using a single or both earbud, triple-tap the "L/R" earbud to wake up the Voice assistant with a "Beep" sound.

6.0 Charging and Indicator Light

Charge the case via a USB-C connector (USB-C cable included). Don't put wet earbuds into the case, fully dry off the earbuds before charging.



Charging Status:

0%-95%	Red breathing light
95%-100%	White breathing light

Discharge Status:

0%-15%	Red breathing light
15%-30%	Yellow breathing light
30%-100%	White breathing light

7.0 Wearing Steps

1 Select Your Fit



2 Insert



3 Rotate Back



1 Wrong Direction



2 Incorrect Usage



8.0 TOZO App

Download the TOZO app for UI customization, EQ settings, and more.

- UI customization: Most controls can be customized in the app.
- EQ settings: There are lots of EQ settings you can choose from in the app to optimize your experience while enjoying different music genres.
- Earbuds firmware update: The earbuds firmware can be updated in the app.


You will be informed once the new version of firmware is detected when you connect the earbuds to the app.



9.0 TOZO App Pairing

Step 1:

Download the TOZO app on your phone.



Step 2:

Pair your earbuds with Bluetooth.

**Step 3:**

Pair your earbuds with the TOZO app.

