

## TOOL USE

For storage and use , unfold or close together the multitool,which can then be placed in accompanying pocket.When selected tool unfolds,it is available for use . Other tools should be folded into tool's grips .

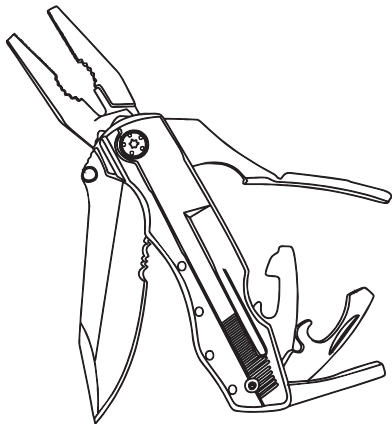
When you have selected the appropriate tool , use it accordingly with its design.

## SAFETY GUIDELINES

- 1.To avoid personal injury,Please use tools for their design. Improper use can lead to personal injury .
- 2.When unfolding blades and sharp tools ,point them away from you.
- 3.When cutting or sawing .direct the blade away from yourself.Keep free hand and loose clothing away from tools and blades in use .
- 4.Keep out of reach of children.
- 5.Be sure tools are completely store when not in use. Do not leave sharp edges exposed.Store properly to prevent damage or injury.

■ ASIN: B077YNTQN7

## RoverTac Multitool Knife and Pliers

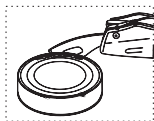


\* Before operating this unit, please read these instructions completely and save them for future use.

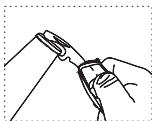
## PARAMETERS:

ASIN:	B077YNTQN7
Close Size	112x35x25mm
Open Length	195mm
Weight	282G
Material	Stainless Steel&Aluminum

## FUNCTIONS:



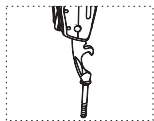
(Can-openner)



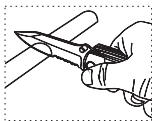
(Bottle opener)



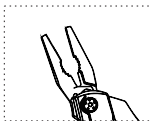
(Slotted Screwdriver)



(Slotted Screwdriver)



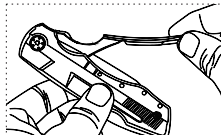
(Knife&Serrated Blade)



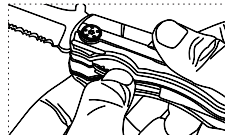
(Long Nose Plier  
Regular Plier  
Wire Cutter)

1. Every tool must be used in full open.
2. Each tool should be used separately. Don't open several tools at the same time!
3. Please use this product in proper way as the above pictures shown!
4. Don't use this product beyond its function scope to avoid any damages to the product.

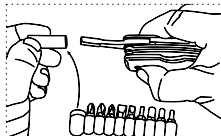
## INSTRUCTION:



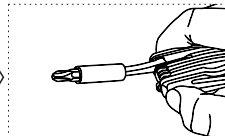
(Lift up the handle  
to open the plier)



(Push down the liner lock  
to unlock the blade)



(Put the socket head into the holder and then put the  
different bits into the socket for use)



## DIFFERENT BITS INTRODUCTION :

