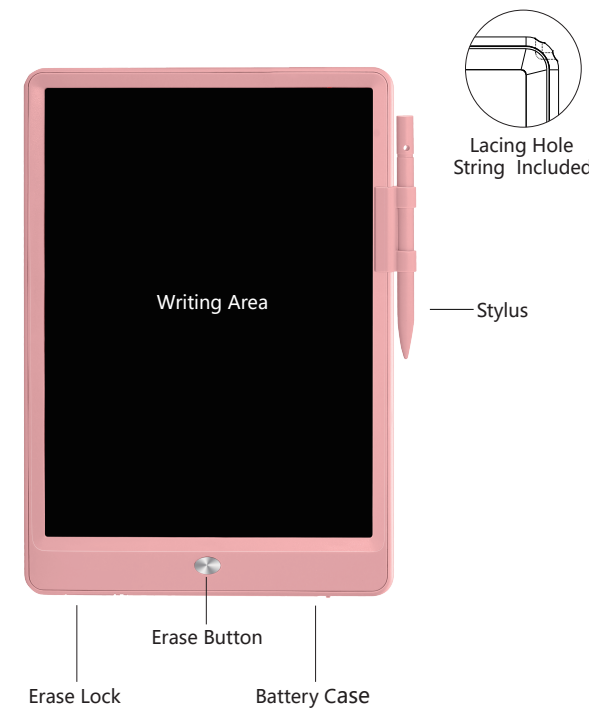
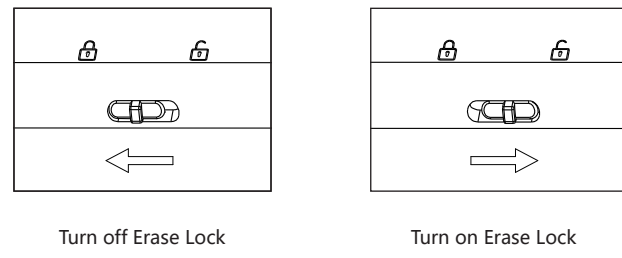


FLUESTON Kids Writing Tablet Manual



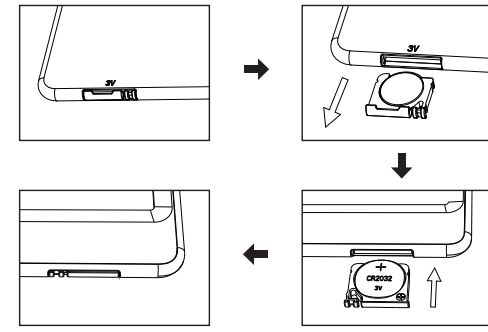
Maintenance

- Cleaning: Please clean gently with soft cloth
- Storage Temperature: -10°C-60°C
- Operating Temperature: 10°C-40°C



Attention :

- The Erase Lock is off in default.
- 1.When Erase Lock is off, the Erase Button is disabled.
- 2.When Erase Lock is on, the Erase Button is available.



- Battery Replacement:
- 1.Remove battery case.
 - 2.Pull out battery.
 - 3.Replace the battery.(Requires one CR2032[3V] battery.)
 - 4.Insert battery case.

Attention

To achieve better writing experience and to avoid scratching the screen, please use the matching stylus.



Warning:

- Please don't press too hard or write with objects that could damage the screen.
- This product cannot transfer data or images to or from any other devices.
- Do not get product wet or submerged in water.
- Avoid continuous exposure to sunlight.

Warning: Small parts included, not suitable for kids under 3 years old.

Warning: Do not disassemble the product.

Service and support information

FCC Statement
This device complies with Part 15 of the FCC Rules. Operation is subject to the following two conditions: (1) this device may not cause harmful interference, and (2) this device must accept any interference received, including interference that may cause undesired operation.

